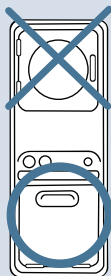


# Caring for your new Keen® cushion.


TO HELP PROLONG THE LIFE OF YOUR CUSHION  
PLEASE FOLLOW THE COVER INSTRUCTIONS BELOW.

## Proper care and cleaning instructions for Keen Mobility covers:

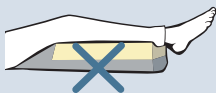


do **not** put covers in the dryer

**covers** can be laundered



suggested taco bend



must be used with cover on



3-way zip

- ALL Keen Mobility wheelchair and heel cushion covers are machine washable.
- Properly REMOVE cover from cushion, suggested taco bend.
- DO NOT WASH FOAM CUSHION!
- Wash cover in any washing machine, hot or cold water.
- Do not put cover in dryers as they may be too hot and may melt the cover.
- Air dry until the cover feels dry to the touch.
- Over time, the foam in the cushions may yellow. This is considered normal and does not mean that the integrity of the cushion has been compromised by incontinence or moisture. Black ink rubbing off on cushion is normal also.
- Plastic layer is to aid in keeping foam from yellowing, not to be used as temporary cover.

## Minimizing Incontinence or Moisture Damage:

- Covers are designed to be incontinent resistant and the zipper is waterproof.
- MAKE SURE THE ZIPPER IS FULLY ZIPPED ON ALL 3 SIDES.
- Launder cover at onset of incontinence or if odor is present.
- NEVER PLACE A RESIDENT DIRECTLY ON A CUSHION WITHOUT A KEEN COVER ON IT.
- Never place a wet cover directly over a cushion to dry.
- \*Keen suggests purchasing additional covers that can be used when the cover is being laundered.